

From: Denis Batten <Denis.Batten@vca.gov.uk>
Sent: 25 May 2021 14:14
To: Julie Saxby <Julie.Saxby@brighton-hove.gov.uk>
Cc: Jonathan Bowtle <Jonathan.Bowtle@brighton-hove.gov.uk>
Subject: RE: Updated Traffic Authority Declaration

This email originates from outside of Brighton & Hove City Council. Please think carefully before opening attachments or clicking on links.

Hello Julie,

This is to let you know that after a review of the information provided in your most recent (updated) Brighton & Hove City Council signed declaration of compliance form, (BLADM038 dated 6th May 2021). We acknowledge that your additional 10 cameras and reduction of 10 locations, (total is now 39 cameras at any of 15 possible locations), for your Siemens (Zenco) LaneWatch system is accepted a "Minor Change" as is described in "The Certification of Approved Devices" (CoAD) Section 2.2.3.

This confirmation should be retained safely as it is part of your Certification record.

Regards



Denis Batten
Electronics Specialist
New Technologies
Technical and Statutory Operations

VCA Headquarters
1 The Eastgate Office Centre
Eastgate Road
Bristol, BS5 6XX
United Kingdom
T: 0117 952 4162 | F: 0300 003 2198
E: Denis.Batten@vca.gov.uk

www.vehicle-certification-agency.gov.uk

Traffic Authority Declaration of Compliance With “Approved Devices” in EnglandTraffic Authority: **Brighton & Hove City Council**Approved Deceives Certification No: **BLADM038**Devices: **Zenco ZenGrab LaneWatch Static Document**

History:

Issue	Date	Author	Detail
2	27/09/2016	MOK	Updated document template, added camera and location
3	29/03/2018	MOK	Added cameras and locations
4	26/06/2020	MOK	Updated locations and added camera assets
5	15/04//2021	MT	Updated assets and Locations

Name of Traffic Authority:	Brighton & Hove City Council		
Name & address of principal contact in TA:	Julie Saxby Control Centre Manager Brighton & Hove City Council Parking Services Town Hall Norton Road Hove BN3 3BQ Tel: 01273 293 885 Email: julie.saxby@brighton-hove.gov.uk		
Deployment Types:	Re-deployable		
Communication variant:	Private and Public WAN		
Device type, designation number and codec used:	Device Type	Designation No.	Codec Use
	LW Mk3 / MAV 50 HD:IP	LW1504	H.264
	LW Mk3 / MAV 50 HD:IP	LW1505	H.264
	LW Mk3 / MAV 50 HD:IP	LW1506	H.264
	LW Mk3 / MAV 50 HD:IP	LW1507	H.264
	LW Mk3 / MAV 50 HD:IP	LW1508	H.264
	LW Mk3 / MAV 50 HD:IP	LW1509	H.264
	LW Mk3 / MAV 50 HD:IP	LW1510	H.264
	LW Mk3 / MAV 50 HD:IP	LW1511	H.264
	LW Mk3 / MAV 50 HD:IP	LW1512	H.264
	LW Mk3 / MAV 50 HD:IP	LW1514	H.264
	LW Mk3 / MAV 50 HD:IP	LW1515	H.264
	LW Mk3 / MAV 50 HD:IP	LW1516	H.264
	LW Mk3 / MAV 50 HD:IP	LW1517	H.264
	LW Mk3 / MAV 50 HD:IP	LW1518	H.264
	LW Mk3 / MAV 50 HD:IP	LW1519	H.264
	LW Mk3 / MAV 50 HD:IP	LW1520	H.264
	LW Mk3 / MAV 50 HD:IP	LW1521	H.264
	LW Mk3 / MAV 50 HD:IP	LW1522	H.264
	LW Mk3 / MAV 50 HD:IP	LW1523	H.264
	LW Mk3 / MAV 50 HD:IP	LW1524	H.264
	LW Mk3 / MAV 50 HD:IP	LW1525	H.264
	LW Mk3 / MAV 50 HD:IP	LW1526	H.264
	LW Mk3 / MAV 50 HD:IP	LW1527	H.264
	LW Mk3 / MAV 50 HD:IP	LW1529	H.264
	LW Mk3 / MAV 50 HD:IP	LW2210	H.264
	LW Mk3 / MAV 50 HD:IP	LW2211	H.264

	LW Mk3 / MAV 50 HD:IP LW2218 H.264 LW Mk3 / MAV 50 HD:IP LW2252 H.264 LW Mk3 / MAV 50 HD:IP LW2253 H.264 LW Mk3 / MAV 50 HD:IP LW2254 H.264 LW Mk3 / MAV 50 HD:IP LW2255 H.264 LW Mk3 / MAV 50 HD:IP LW2256 H.264 LW Mk3 / MAV 50 HD:IP LW2257 H.264 LW Mk3 / MAV 50 HD:IP LW2258 H.264 LW Mk3 / MAV 50 HD:IP LW2260 H.264 LW Mk3 / MAV 50 HD:IP LW2261 H.264 LW Mk3 / MAV 50 HD:IP LW2562 H.264 LW Mk3 / MAV 50 HD:IP LW2337 H.264 LW Mk3 / MAV 50 HD:IP LW2339 H.264
Enforcement Locations:	Location Dyke Road Eastern Road Edward Street Lewes Road London Road Marine Drive Marlborough Place North Street Old Steine Oxford Street Preston Road St Georges Place St Peter's Place Western Road York Place

Number of Review Stations:	4no. Existing														
Will any Review Stations be located outside the Councils secure environment e.g. home working?	Yes/No If Yes - please see note below regarding Remote Access Security Policy.														
The manufacturer's serial numbers for the significant items of equipment supplied to the authority:	<table border="1"> <thead> <tr> <th>Equipment</th> <th>Serial Number</th> </tr> </thead> <tbody> <tr> <td>Local Render Server</td> <td>N/A</td> </tr> <tr> <td>Local Archive Server</td> <td>N/A</td> </tr> <tr> <td>Local Review PC (existing)</td> <td>N/A</td> </tr> </tbody> </table>	Equipment	Serial Number	Local Render Server	N/A	Local Archive Server	N/A	Local Review PC (existing)	N/A						
Equipment	Serial Number														
Local Render Server	N/A														
Local Archive Server	N/A														
Local Review PC (existing)	N/A														
The versions of software that are used on this system: (This is to cover the possibility of a manufacturer's software upgrade (in their TCF) but some customers still operating under old versions).	<table border="1"> <thead> <tr> <th>Software</th> <th>Version</th> </tr> </thead> <tbody> <tr> <td>Render Server</td> <td>1.3.2</td> </tr> <tr> <td>Archive Server</td> <td>1.0.2</td> </tr> <tr> <td>ERCS</td> <td>1.5.0 4.0.0</td> </tr> <tr> <td>iReview</td> <td>2.0.0</td> </tr> <tr> <td>LaneWatch</td> <td>1.5.0</td> </tr> <tr> <td>ZDC</td> <td></td> </tr> </tbody> </table>	Software	Version	Render Server	1.3.2	Archive Server	1.0.2	ERCS	1.5.0 4.0.0	iReview	2.0.0	LaneWatch	1.5.0	ZDC	
Software	Version														
Render Server	1.3.2														
Archive Server	1.0.2														
ERCS	1.5.0 4.0.0														
iReview	2.0.0														
LaneWatch	1.5.0														
ZDC															

General

The re-deployable LaneWatch cameras stated above can be installed at any of the locations described above. The exact location of the camera is identified by its inbuilt GPS location device and those coordinates are recorded and displayed on every evidence pack produced by the camera.

Where the ZenGrab Data Connector (ZDC) is deployed and used for remote reviewer access outside of the Councils secure environment, for example home working, as part of the Zenco Manufacturers Approval, the end-user shall have a Remote Access Security Policy that suitably meets the COAD requirement 4.2.5.2 – "Remote user access is permissible where the level of security is shown to be sufficient for the extra risk posed by remote access". The Remote Access Security Policy shall inter alia specifically address the physical security at the place where access occurs to ensure that no unauthorized persons can access the application or view the screen. This recommendation is reiterated on the Manufacturers declaration form.

Where the ZDC is deployed but not used for remote viewer access outside of the Councils secure environment, the appropriate section of the Manufacturers declaration form should be completed.

This traffic authority understands that the above system will be covered by the manufacturer's certification for as long as it is used by this authority as supplied by the manufacturer and in accordance with the manufacturer's recommendations.

If the certified system is used as part of a hybrid or bespoke system, it will cease to be covered by the manufacturer's certification alone and a further application must be made by, or on behalf of, this traffic authority.


This traffic authority undertakes to comply with Chapter 2 of the latest version of the Civil Traffic Enforcement Certification of 'Approved Devices' guidance document if any changes to the certified system are contemplated.

You are asked to note that, once a formal application has been made, that fact (but not the detail of the application) may be disclosed by the Department for Transport if it is asked about applications that have been made. Once a certification has been granted, the Department for Transport may record that fact (again without any details of the system beyond those contained in the letter of certification) on their web site or in response to requests for information.

Signatures

Principal Contact

Name & Title: JULIE SAXBY TRAFFIC CONTROL CENTRE MANAGER

Signature: 

Date: 06-05-21

Equipment Manufacturer

On behalf of the manufacturer; equipment supplied and recommendations given are as specified in the Technical Construction File associated with the certification number referred to above.

Name & Title: _____ Mike Taylor,
Project Manager, Siemens

Signature: 


Date: _____ 15/04/2021

Notes

1. A traffic authority wishing to use an "approved device" certified in the name of a manufacturer should make a declaration containing the required information and send it to: The Vehicle Certification Agency, 1 The Eastgate Office Centre, Eastgate Road, Bristol BS5 6XX or civilenforcement@vca.gov.uk
2. The manufacturer of the "approved device" may provide a customised version of this declaration, showing the required information, for signature by the principal contact in a traffic authority.
3. Once receipt of the declaration has been acknowledged on behalf of the Secretary of State, the authority may use the equipment in accordance with the certification and declaration.

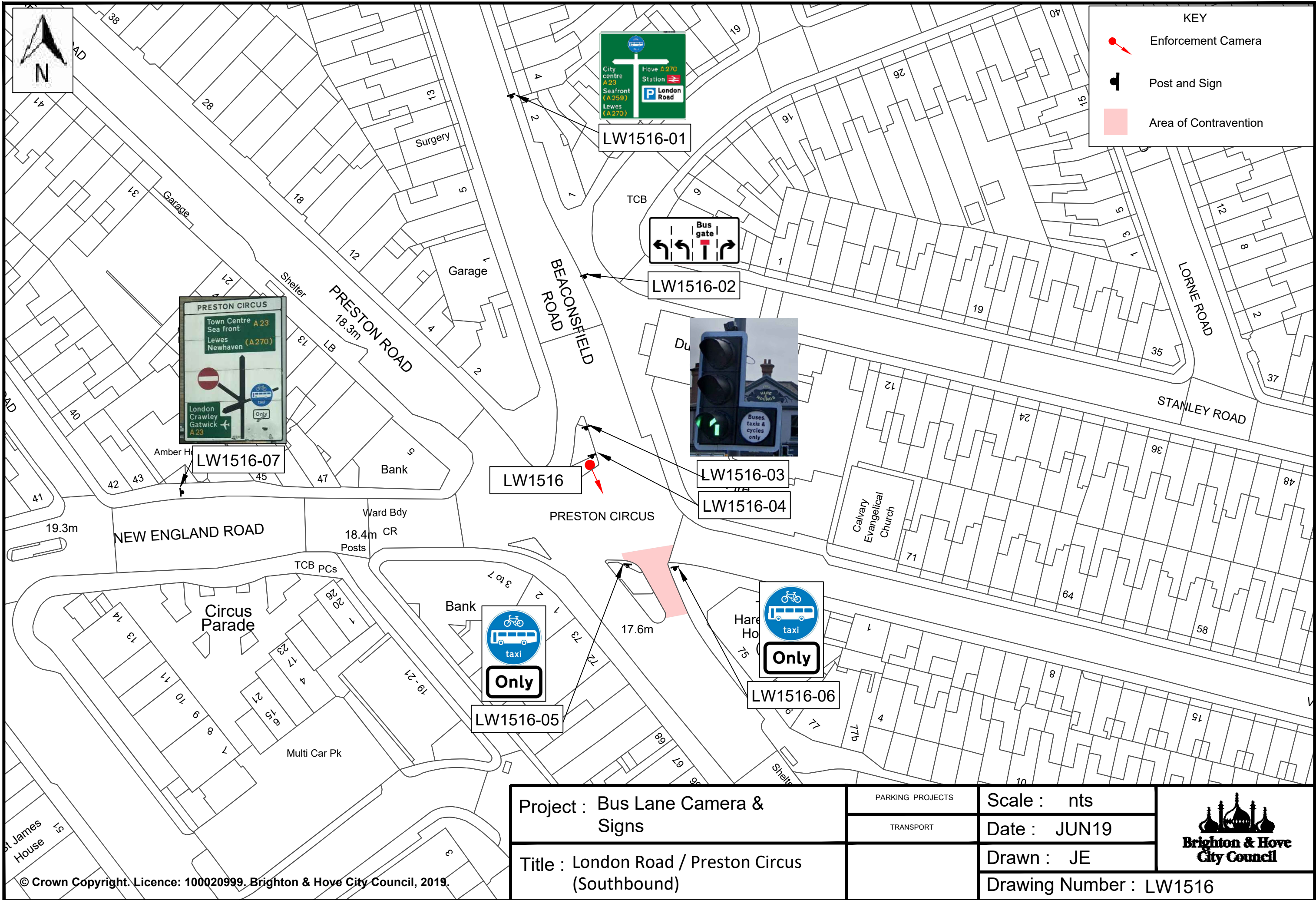
London Road Preston Circus Southbound Map (Rear-Facing Camera LW1516)



 Camera LW1516

London Road Preston Circus Southbound Photo (Rear-Facing Camera LW1516)





Project : Bus Lane Camera & Signs	PARKING PROJECTS	Scale : nts
	TRANSPORT	Date : JUN19
Title : London Road / Preston Circus (Southbound)		Drawn : JE
		Drawing Number : LW1516





PAVILION

SM12 S

CUT ENGINE
CUT POLLUTION



ADVISORY ROUTE
TO
CHURCHILL SQUARE
CAR PARKS



a chef
press
3 688290

JUST EAT

H

ISOR
NFA





 **ambipar**
0120 653 558 *response*
www.ambipar-response.com

CV66 PBF

↑
BUS
LANE




LW1516-01



LW1516-02



LW1516-03 & LW1516-04



LW1516-05 & LW1516-06

PRESTON CIRCUS

Town Centre A23
Sea front

Lewes (A270)
Newhaven

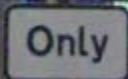


London
Crawley
Gatwick ✈️
A23

Only

AMBLE HOUSE
100 NEW CIRCUS
PRESTON

LW1516-07



527

